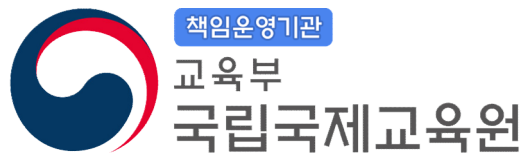


TOPIK(Test of Proficiency in Korean) IBT Guidelines for Test Takers

August 2023



[TOPIK Center]

Contents

PART 1 About TOPIK	1
• What is TOPIK IBT?	1
• Who can take TOPIK IBT?	1
• Annual test schedule	1
• Exam fees	2
• Test centers	2
• Registration	2
• Test Types and Duration	2
• Test result	4
PART 2 Preparing TOPIK IBT	5
• Learning Materials	5
PART 3 Sample Questions	7
• Listening	7
• Reading	7
• Writing	9
• Speaking	10
PART 4 On the Test Day	13
• Print your admission ticket	13
• Check and arrive at the exam venue	13
• Before the test	13
• Starting the test	14
• During the test	14
• End of the test	14
• After the test	14

About TOPIK IBT

1. What is TOPIK IBT?

- Korean Language Proficiency Test administered by the South Korean government
- A standardized test that measures the Korean language skills of non-native Korean speakers
- A convenient and better accessible Internet-based test for global Korean learners
- An official language test that has the same validity and grading system as the TOPIK Paper-based test

* TOPIK IBT (Test Of Proficiency In Korean Internet-Based Test)

2. Who can take the TOPIK IBT?

- Anyone can take the TOPIK IBT
 - Anyone who can provide ID card for identity verification

3. 2023 Annual Test Schedule

- TOPIK Speaking

Date	Test Type	Registration Period	Result Release
June 17	Speaking	April 11 - April 21	July 20
August 19		June 13 - July 7	September 21

- TOPIK IBT

Date	Test Type	Registration Period	Result Release
November 18	TOPIK I TOPIK II	August 21 - September 29	December 19

○ TOPIK IBT Trial

Date	Test Type	Registration Period	Result Release
June 17	TOPIK I TOPIK II	April 11 - April 21	August 10
August 19		June 13 - June 23	October 12

※ 3 regular tests are scheduled in 2024

4. Test Fees

○ Korea

TOPIK I IBT	TOPIK II IBT	TOPIK Speaking
KRW 70,000	KRW 95,000	KRW 80,000

○ Other Regions

※ TOPIK IBT fees differ by country and region. Check a TOPIK IBT test center's website in your area.

5. Test Venues

○ Korea: 32 Authorized Test centers in 15 areas

○ Overseas: 20 Authorized Test Centers in 11 regions

- Asia Pacific: Taiwan, Mongolia, Vietnam, Singapore, Uzbekistan, Indonesia, Thailand, Philippines, Hong Kong, Guam, Hawaii
- Europe: Rumania, Lithuania, United Kingdom

※ Test available areas differ by each round of test. (Check www.topik.go.kr)

6. Registration

○ Registration is available at www.topik.go.kr during the registration period

- www.topik.go.kr / login / Register for TOPIK

※ Candidates are advised to sign up for www.topik.go.kr in advance to prepare registration for TOPIK IBT test.

7. Test Types and Duration

[TOPIK Speaking]

A. Test Duration: Approximately 30 minutes

B. Questions: 6 questions in total

Question	Question Type	Preparation Time	Answer Time
1	Answering a simple question	20 seconds	30 seconds
2	Playing a role based on images	30 seconds	40 seconds
3	Creating a story based on images	40 seconds	60 seconds
4	Completing a story	40 seconds	60 seconds
5	Analyzing the given material	70 seconds	80 seconds
6	Presenting opinions on a given topic	70 seconds	80 seconds

㉔. Attainable Levels and Grades

Levels	TOPIK Speaking					
	Level 1	Level 2	Level 3	Level 4	Level 5	Level 6
Score	20~49	50~89	90~109	110~129	130~159	160~200

[TOPIK IBT]

A. Test Time

○ TOPIK I: 85 minutes

○ TOPIK II: 150 minutes

※ TOPIK IBT doesn't have break time in between each sections.

B. Questions and Scores

Test Types	Section	Question Type	Number of Questions	Scores	Total Scores
TOPIK I (Level 1~2)	Listening(40 mins)	Multiple Choice	30	200	400
	Reading(45 mins)		30	200	
TOPIK II (Level 3~6)	Listening(45 mins)		40	200	600
	Reading(55 mins)		40	200	
	Writing(50 mins)	Writing	3	200	

C. Attainable Levels: 6 Levels (Level 1 - 6)

Test Type	TOPIK I IBT		TOPIK II IBT			
Levels	Level 1	Level 2	Level 3	Level 4	Level 5	Level 6
Scores	132-207	208-400	204-261	262-330	331-411	412-600

D. Question Types

- Multiple Choice(Radio Button): Choosing the appropriate answer out of four options
- Word Insertion: Choosing the most appropriate answer for the blank in the reading passage
- Sentence Insertion: Choosing the appropriate place for the given sentence in the reading passage
- Drag and Drop): Arranging the given sentences in order
- Sentence Completion(Short answer): Entering the appropriate answer in the blank to complete the sentence
- Essay writing: Writing an essay on a given topic within the suggested word count range

8. Test Result

- Test Result Release: Test-takers can check their test result and score reports within 4 to 5 weeks after the exam date.
- Check your score
 - Nonmember: www.topik.go.kr / Check Your Score / Select Test Session, Registration Number, and Birthdate
 - Member: www.topik.go.kr / login / Mypage / 성적현황 / 성적확인
- Validity period : 2 years after the release of test score
 - ※ No score report will be given for absentees or test takers who violated test regulations or whose identity has not been verified.
- How to verify test-taker's score report
 - www.topik.go.kr / TOPIK Information / Verify Score Report Validity / Input verification code, name of your institute, your name, your contact for the result of verification

Preparing for TOPIK IBT

1. Learning Materials on www.topik.go.kr

① Video Lectures

- Video lectures in different languages are provided to visitors
 - [www.topik.go.kr/STUDY TOPIK/Video Lectures](http://www.topik.go.kr/STUDY_TOPIK/Video_Lectures)

② Today's TOPIK

- 5 sample questions per test and section are provided everyday
 - [www.topik.go.kr/STUDY TOPIK/ Today's TOPIK](http://www.topik.go.kr/STUDY_TOPIK/Today's_TOPIK)

③ TOPIK Speaking Practice Test

- 1 full set of TOPIK Speaking Practice Test are provided
 - [www.topik.go.kr/STUDY TOPIK/TOPIK Speaking](http://www.topik.go.kr/STUDY_TOPIK/TOPIK_Speaking)
 - Headset with a microphone is required

④ TOPIK Previous Tests

- 9 sets of previous TOPIK tests are provided for learners
 - [www.topik.go.kr/STUDY TOPIK/TOPIK Questions](http://www.topik.go.kr/STUDY_TOPIK/TOPIK_Questions)
 - TOPIK IBT Previous Test will be publicized in the future

⑤ TOPIK Archive

- Listening files of TOPIK previous tests can be downloaded here
 - [www.topik.go.kr/STUDY TOPIK/TOPIK Archive](http://www.topik.go.kr/STUDY_TOPIK/TOPIK_Archive)

1. Listening

A. Multiple Choice

[듣기]

대기시간
00:00:00

듣기횟수
1회

종료시간
00:00:02

[1 ~ 2] 다음을 듣고 가장 알맞은 그림 또는 그래프를 고르십시오.

1.

00:37 / 00:37

1

2

3

4

2. Reading

A. Word Insertion

[읽기]

[1 ~ 3] ()에 들어갈 말로 가장 알맞은 것을 고르십시오.

지금처럼 물을 (낭비하다가) 엔진가는 물이 부족해질 것이다.

3.

1 낭비하든지

2 낭비하고자

3 낭비하느라고

4 낭비하다가는

- 6 -

B. Sentence Insertion

[읽기]
0 / 40

[32~34] 주어진 문장이 들어갈 곳으로 가장 알맞은 것을 고르십시오.

사막에서는 뿔굴뿔굴 굴러다니는 메마른 식물 문치를 흔히 볼 수 있다. (㉠) '회전초'라 불리는 것으로 죽은 것처럼 보이지만 실제로는 살아 있는 식물의 한 형태이다. (㉡) 식물은 보통 서식지에 물이 없어진다면 그대로 말라 죽기 마련이다. (㉢) 그러나 회전초는 물이 부족하면 온몸이 바싹 말라 뿌리에서 떨어져 바람을 타고 굴러다닌다. (㉣)

32.

제시문장

그러다가 비가 오거나 물이 있는 곳에 도달하면 다시 땅에 뿌리를 내리고 생명을 이어간다.

1

2

3

4

C. 끌어놓기형

[읽기]
11.

[10~11] 다음 문장에 이어질 내용을 순서에 맞게 배열하십시오.

제시문

펭귄은 먹이를 구하기 위해 바다에 들어가야만 한다.

나 하지만 무서운 동물들이 있는 바다에 펭귄들은 쉽게 들어가지 못한다.

이 곳에 지시문을 순차적으로 올려주

이 곳에 지시문을 순차적으로 올려주

정답 (나) — () — ()

11.

지시문

가 나머지 펭귄들은 이 펭귄에게 용기를 얻어 그 뒤를 따르게 된다.

다 두려움에 망설이는 펭귄들 중 첫 번째로 바다에 뛰어드는 펭귄이 있다.

3. Writing

A. Sentence Completion

[쓰기]

0 / 3

1. 다음 글의 ㉠과 ㉡에 알맞은 말을 각각 쓰시오.



㉠ 알게되었습니다.

㉡ 내용을 입력하세요.

B. Essay Writing

[쓰기]

2. 다음은 '라디오 이용 현황'에 대한 자료이다. 이 내용을 200~300자의 글로 쓰시오. 단, 글의 제목은 쓰지 마시오.

- 조사 기관: 방송위원회
- 조사 대상: 성인 오천 명



4. Speaking (is independent and different test from TOPIK IBT)

A. Answer a simple question

[말하기]

질문

00:00:00

준비

00:00:00


답변

00:00:18

0 / 6

1. 질문을 듣고 대답하십시오.
20초 동안 준비하십시오. '뿔' 소리가 끝나면 30초 동안 말하십시오.

00:07 / 00:07



B. Play a role based on given image(s) and instruction(s)

[말하기]

질문

00:00:00

준비

00:00:00

답변

00:00:31

1 / 6

2. 그림을 보고 질문에 대답하십시오.
30초 동안 준비하십시오. '뿔' 소리가 끝나면 40초 동안 말하십시오.

00:15 / 00:15



C. Create a story based on given image(s) and dialog

[말하기]


3. 그림을 보고 순서대로 이야기 하십시오.
40초 동안 준비하십시오. '뿔' 소리가 끝나면 60초 동안 말하십시오.

질문 00:00:00 준비 00:00:00 **답변 00:00:51**


2 / 6

00:10 / 00:10

(1)




(2)



(3)



(4)



D. Complete a story based on given image(s) and dialog

[말하기]

4. 대화를 듣고 이어서 말하십시오.
40초 동안 준비하십시오. '뿔' 소리가 끝나면 60초 동안 말하십시오.

질문 00:00:00 준비 00:00:00 **답변 00:00:51**

3 / 6

00:56 / 00:56



E. Analyze the given material(dialog, image(s) and chart(s))

[말하기]

00:00:00

00:00:00

00:01:09

4 / 6

5. 자료를 설명하고 의견을 제시하십시오.
70초 동안 준비하십시오. '뽀' 소리가 끝나면 80초 동안 말하십시오.

00:42 / 00:42

🔊

늘려야 할 사회 복지 서비스 순위

순위	서비스	비율
1위	취업 지원	33%
2위	의료 지원	19%
3위	주택 지원	16%

연령대별 1순위

연령대	1순위 서비스
10대~50대	취업 지원
60대 이상	의료 지원

자료: 통계청

F. Present opinions on a given topic

[말하기]

00:00:00

00:00:00

00:01:04

5 / 6

6. 다음을 듣고 의견을 제시하십시오.
70초 동안 준비하십시오. '뽀' 소리가 끝나면 80초 동안 말하십시오.

00:42 / 00:42

🔊

On the Test Day

1. Print Your Admission Ticket

- www.topik.go.kr > login > [My Page] > [registration Status] > [Print Admission Ticket]
- ※ Applicants who have failed to meet TOPIK requirements can not print their admission tickets
- ※ The test identification slip can be printed from the TOPIK website starting at 10 am on Monday, approximately two weeks before the test date

2. Check Test Center Location

- www.topik.go.kr > TOPIK Information > Test Centers > TOPIK IBT > Choose Region > Search
- Address of your test center is written on your admission ticket

3. Arrive at the Test Center

- Candidates should arrive 30 minutes before test starts
- Candidates should present genuine ID card for identity verification

3. Before Test

A. Enter the Test Room

- enter the test room following the administrator's instructions
 - Check your seat number in the test room and take a seat
 - No other items except your ID card are allowed to put on the desk
 - Hand in your electronic devices
 - ※ Candidates cannot use, carry or wear any electronic devices in the test room including mobile phone, smart watch, and etc.

B. 30 minutes before the Test

○ Test room entrance close

- The test center will close the entrance of the test rooms 30 minutes before the start time.

○ Test-taker login

- Login: Enter registration number, date of birth, and your signature using a mouse
- Check your name, date of birth, and registration number on the screen
- Check and adjust headphone volume. Test takers are responsible for checking headphone if it is working correctly. if not, ask invigilator for help.
- (TOPIK Speaking) Record and check your voice using a microphone. Test takers are responsible for checking microphone if it is working correctly. if not, ask invigilator for help.
- Check test rules and security agreement

C. 15 minutes before the test

○ ID Check

- Place your ID card on your desk and wait for the invigilator's verification.
- Test takers whose identity cannot be confirmed, including those without ID cards, will be asked to leave the test room immediately.

○ Click the <Start Test> button and wait according to the invigilator's instructions.

4. Starting the Test

- The test will start automatically according to the test time.

5. During the Test

○ Test Rules

- TOPIK IBT does not have breaks in between sections.
- Test takers cannot leave the test room and use restrooms during the test.
- If a test taker must leave the test room for an unavoidable reason, you must be accompanied by a (technical) administrator stationed in the hallway.
- The test will not be temporarily paused, and no additional time will be added if you leave the test room during the test.

6. End of Test

○ Confirm the end of the test

- Test takers should confirm whether the test has ended by submitting answers
- Test takers are responsible for any negligence in failing to submit their test answers.

○ Early termination of the test

- Test takers can end the test by submitting an empty answer sheet if they want to give up on the test midway.
- When finished earlier, test takers can leave early upon invigilator's permission after reading for TOPIK I and writing for TOPIK II.
- ※ Test takers should finish listening and speaking as scheduled duration. No early termination is allowed in Listening and Speaking.

7. After the Test

○ Leave the test room

- Test takers who finished the test may leave the test room by following the invigilator's instructions.
- Make sure to retrieve your electronic devices if you handed in before the test.